

# Bayfol<sup>®</sup> HX108

## Description and Application Information

Bayfol<sup>®</sup> HX108 is a light-sensitive, self-processing photopolymer film which can be used to manufacture reflection and transmission volume-phase holograms. Bayfol<sup>®</sup> HX108 film can be recorded with appropriate laser light within the spectral range of 440 nm to 680 nm.

Bayfol<sup>®</sup> HX108 film consists of a three layer stack of a substrate, the light-sensitive photopolymer and a protective cover film. A triacetate (TAC) substrate and a polyethylene terphthalate (PET) protective cover film are used.

## Preliminary guide data

### General properties

Property	Value	Unit of measurement	Method
Typical substrate thickness	60	microns	acc. to ISO 4593, 23°C
Typical photopolymer thickness	17	microns	IR Interferometer
Typical cover layer thickness	23	microns	acc. to ISO 4593, 23°C

### Optical properties

Property	Value	Unit of measurement	Method
Transmittance (Unrecorded film, w/o cover foil)	See Annex graph 1, for details of the transmittance spectrum	%	ASTM E 01348

### Holographic Performance Data:

#### Reflection Holograms in 2-Beam

##### Geometry

Property	Value	Unit of measurement	Method
Maximum refractive index modulation $\Delta n_1$ per recording wavelength $\lambda$			acc. to ISO 17901-2
$\lambda = 633 \text{ nm}$	> 0.04		
$\lambda = 532 \text{ nm}$	> 0.04		
$\lambda = 457 \text{ nm}$	> 0.035		
Typical recording dosage needed to achieve above $\Delta n_1$ values	See Annex graph 2, for details of the recording dosage	mJ/cm <sup>2</sup>	

# Bayfol<sup>®</sup> HX108

## Reflection Holograms in 2-Beam Geometry

In this recording geometry the photopolymer film is laminated onto a glass plate (75 mm x 50 mm x 1 mm).

The holographic recording is done with two coherent and collimated laser beams (plane waves), which penetrate the prepared sample from its two different surfaces. Both laser beams have S-polarization to maximize the interference contrast (fringe visibility) of the holographic recording.

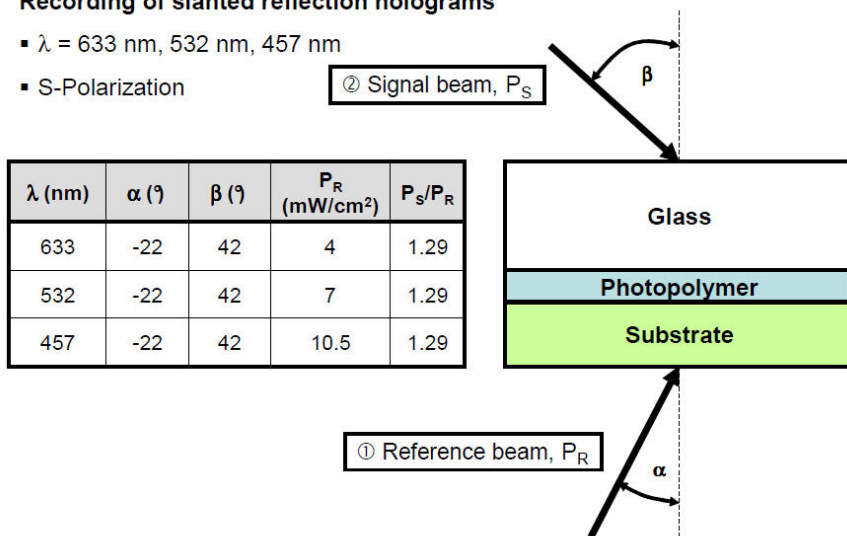
The holographic recording itself is done with dosages which correspond to the product of the total incident power density ( $P_R + P_S$ ) multiplied by the individual exposure times,  $t$ . More detailed conditions are depicted in the two following figures.

The ratio ( $P_S / P_R$ ) = 1.29 compensates for the different size of the projected beam cross sections onto the sample surfaces and the different losses due to Fresnel reflections at the air sample interfaces in such a way that inside the photopolymer layer the beam ratio is equal to 1. This again facilitates maximum fringe visibility during the holographic recording.

After the holographic recording, the material is bleached using a dosage of approx. 5 J/cm<sup>2</sup> in the UV spectral range and simultaneously approx. 5 J/cm<sup>2</sup> in the visible spectral range.

### Recording of slanted reflection holograms

- $\lambda = 633 \text{ nm}, 532 \text{ nm}, 457 \text{ nm}$
- S-Polarization



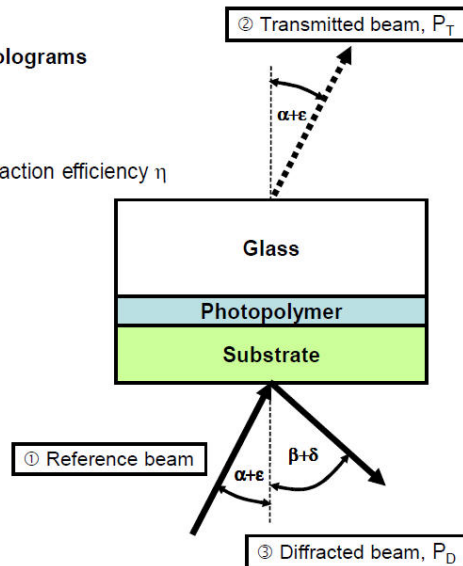
# Bayfol<sup>®</sup> HX108

## Readout of slanted reflection holograms

- $\lambda = 633 \text{ nm}, 532 \text{ nm}, 457 \text{ nm}$
- S-Polarization
- Adjust  $\epsilon$  and  $\delta$  for maximum diffraction efficiency  $\eta$

$$\eta = \frac{P_D}{P_T + P_D}$$

$\lambda$ (nm)	$\alpha$ (°)	$\beta$ (°)
633	-22	42
532	-22	42
457	-22	42



To determine the performance of the hologram, the diffraction efficiency  $\eta$  of the recorded hologram is measured with respect to the rotation angle  $\alpha$  (the holographic film / glass sandwich is mounted on a rotation stage). The resulting Bragg curve  $\eta(\alpha)$  is analyzed according to the Kogelnik theory\*, to deduce the performance parameters  $\eta_{\max}$ ,  $\Delta n_1$  and the effective thickness shrinkage. The effective thickness shrinkage is obtained from the angular shift  $\epsilon$ , which measures the deviation from the recording angle  $\alpha$  to the angle at which  $\eta_{\max}$  is achieved. This thickness shrinkage is incorporated in the fit of  $\Delta n_1$  according to Kogelnik theory.

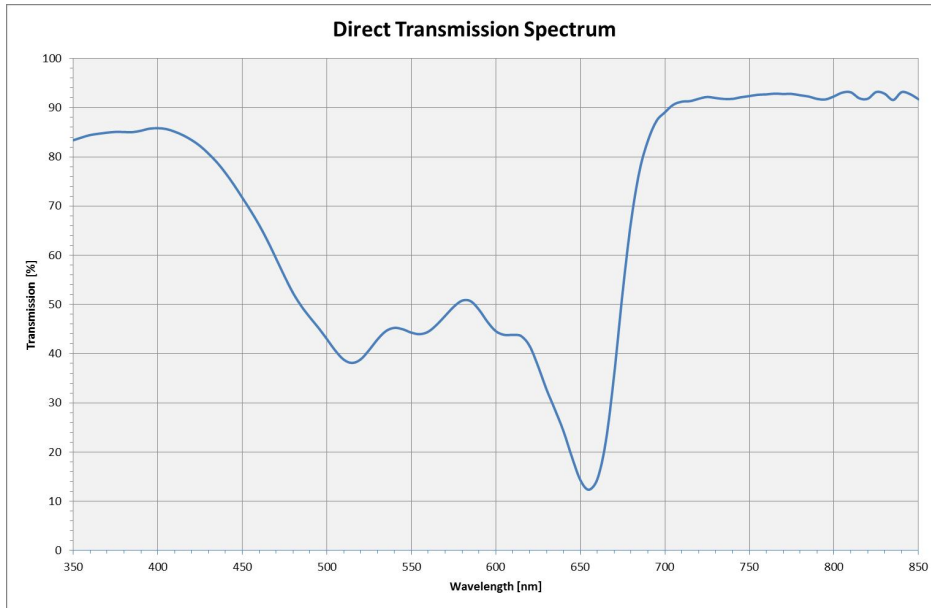
The mean refractive index used for the calculation is 1.51.

By varying the recording times the dosage response curves for  $\Delta n_1$  at the different recording wavelengths,  $\lambda = 633 \text{ nm}$ ,  $532 \text{ nm}$  and  $457 \text{ nm}$ , can be obtained.

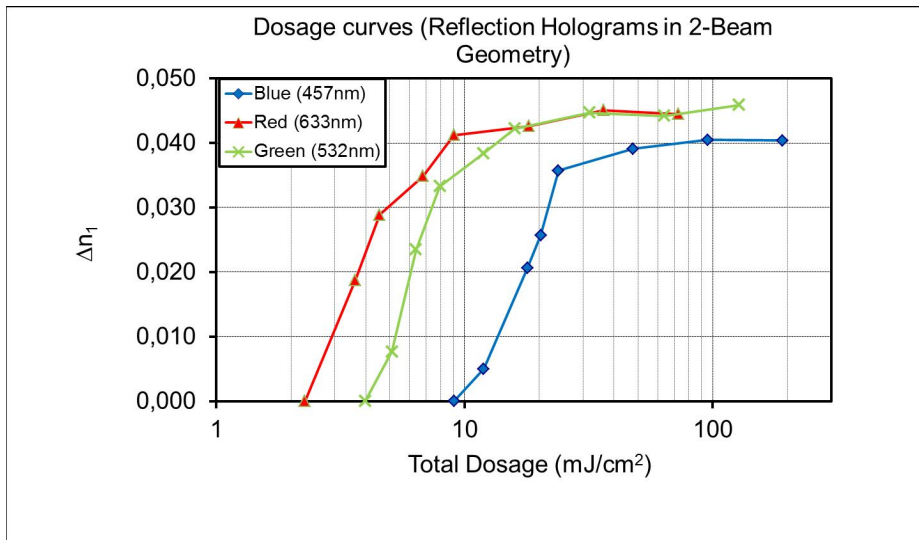
Source: \*Kogelnik, H., "Coupled wave theory for thick hologram gratings", The Bell System Technical Journal 48(9), 2909-2947 (1969)

# Bayfol® HX108

Graph 1: Transmittance



Graph 2: Index Modulation



# Bayfol® HX108

## Storage conditions

The unrecorded photopolymer film should be stored in the original and sealed Covestro packaging that is used for delivery.

The unrecorded photopolymer film should be protected from light, humidity, heat, foreign materials and compressive load.

Recommended storage temperature: +15 °C to +25 °C.

Recommended relative humidity 45 % to 55 %

---

## Storage time

Storage time 6 month.

---

## Labeling and REACH applications

**This product data sheet is only valid in conjunction with the latest edition of the corresponding Safety Data Sheet.**

Any updating of safety-relevant information – in accordance with statutory requirements – will only be reflected in the Safety Data Sheet, copies of which will be revised and distributed. Information relating to the current classification and labeling, applications and processing methods and further data relevant to safety can be found in the currently valid Safety Data Sheet.

---

---

The manner in which you use and the purpose to which you put and utilize our products, technical assistance and information (whether verbal, written or by way of production evaluations), including any suggested formulations and recommendations, are beyond our control. Therefore, it is imperative that you test our products, technical assistance, information and recommendations to determine to your own satisfaction whether our products, technical assistance and information are suitable for your intended uses and applications. This application-specific analysis must at least include testing to determine suitability from a technical as well as health, safety, and environmental standpoint. Such testing has not necessarily been done by Covestro. Unless we otherwise agree in writing, all products are sold strictly pursuant to the terms of our standard conditions of sale which are available upon request. All information and technical assistance is given without warranty or guarantee and is subject to change without notice. It is expressly understood and agreed that you assume and hereby expressly release us from all liability, in tort, contract or otherwise, incurred in connection with the use of our products, technical assistance, and information. Any statement or recommendation not contained herein is unauthorized and shall not bind us. Nothing herein shall be construed as a recommendation to use any product in conflict with any claim of any patent relative to any material or its use. No license is implied or in fact granted under the claims of any patent.

This product is not designated for the manufacture of a medical device (1) or of intermediate products for medical devices. This product is also not designated for Food Contact (2), including drinking water, or cosmetic applications. If the intended use of the product is for the manufacture of a medical device or of intermediate products for medical devices, for Food Contact products or cosmetic applications Covestro must be contacted in advance to provide its agreement to sell such product for such purpose. Nonetheless, any determination as to whether a product is appropriate for use in a medical device or intermediate products for medical devices, for Food Contact products or cosmetic applications must be made solely by the purchaser of the product without relying upon any representations by Covestro.

(1) Please see the "Guidance on Use of Covestro Products in a Medical Application" document.

(2) As defined in Commission Regulation (EU) 1935/2004.

---

This is a trial product. Further information, including amended or supplementary data on hazards associated with its use, may be compiled in the future. For this reason no assurances are given as to type conformity, processability, long-term performance characteristics or other production or application parameters. Therefore, the purchaser/user uses the product entirely at his own risk without having been given any warranty or guarantee and agrees that the supplier shall not be liable for any damage, of whatever nature, arising out of such use. Commercialisation and continued supply of this material are not assured. Its supply may be discontinued at any time.

---

Editor: Specialty Films  
Covestro AG  
Kaiser-Wilhelm-Allee 60  
D-51373 Leverkusen  
[www.makrofol.com](http://www.makrofol.com)